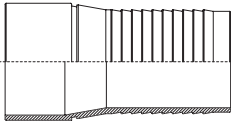
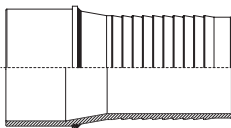


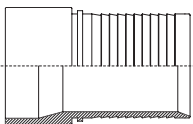
Holedall® Plain End Stem for Welding



INTERNAL EXPANSION			
NOMINAL BORE	DN	CARBON STEEL PART NO.	STAINLESS STEEL PART NO.
2"	50	HA0050	HA1050
2 1/2"	65	HA0037	HA1037
3"	80	HA0032	HA1032
4"	100	HA0029	HA1029
5"	125	HA0054	HA1054
6"	150	HA0058	HA1058
8"	200	HA0099	HA1099
10"	250	HA0369	-
12"	300	HA0370	-



EXTERNAL SWAGE			
NOMINAL BORE	DN	CARBON STEEL PART NO.	STAINLESS STEEL PART NO.
2"	50	HA0074	HA1074
2 1/2"	65	HA0075	HA1075
3"	80	HA0076	HA1076
4"	100	HA0077	HA1077
5"	125	HA0078	HA1078
6"	150	HA0079	HA1079
8"	200	HA0100	HA1100



EXTERNAL CRIMP			
NOMINAL BORE	DN	CARBON STEEL PART NO.	STAINLESS STEEL PART NO.
3/4"	20	HA0101	HA1101
1"	25	HA0102	HA1102
1 1/4"	32	HA0103	HA1103
1 1/2"	40	HA0104	HA1104
2"	50	HA0105	HA1105
2 1/2"	65	HA0106	HA1106
3"	80	HA0107	HA1107
4"	100	HA0108	HA1108

Plain End Stems are usually manufactured in Carbon Steel: ASTM A106 Grade A/B or API 5L Grade A/B, and Stainless Steel: BS970: 1983 Grade 316 S11.