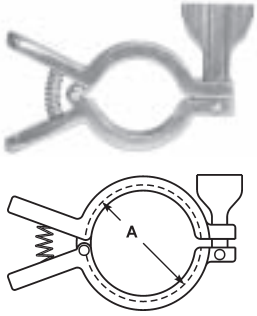


# Clamp Type BS:4825 Part 3 Couplings and Gaskets

Service ratings are based on hydrostatic tests using standard-molded Buna-N material gaskets, with proper installation of ferrules, assembly of joints and absence of shock pressure. Contact Dixon Hygienic for service of other type and material gaskets, and for ratings at higher temperatures. All ratings shown are dependent upon related components within the systems and proper installation. **For temperatures above 250°F/121°C, we recommend using only 13MHP clamps.**

This information is only valid if Bradford™ clamps, ferrules and gaskets are used.



## SINGLE PIN SQUEEZE CLAMPS – 13MHHM-Q

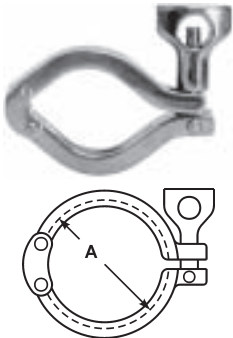
PART NO.	TUBE O.D.	SERVICE PRESSURE RATING (PSI/BAR)	SERVICE PRESSURE RATING (PSI/BAR)	DIMENSION A
		@ 70°F/21°C	@ 250°F/121°C	
13MHHM-Q75	1/2" - 3/4"	1500/103	1200/82	26.97
13MHHM-Q100-150	1" - 1 1/2"	500/34	300/20	53.90
13MHHM-Q200	2"	450/31	250/17	67.41
13MHHM-Q250	2 1/2"	400/27	200/13	80.91
13MHHM-Q300	3"	350/24	175/12	94.41
13MHHM-Q400	4"	300/20	150/10	122.43

F



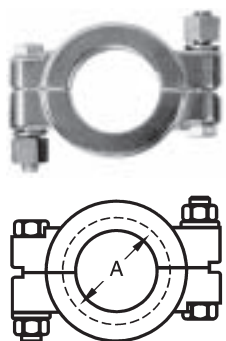
## SINGLE PIN HEAVY DUTY CLAMP – 13MHHM

PART NO.	TUBE O.D.	SERVICE PRESSURE RATING (PSI/BAR)	SERVICE PRESSURE RATING (PSI/BAR)	DIMENSION A
		@ 70°F/21°C	@ 250°F/121°C	
13MHHM50-75	1/2" - 3/4"	1500/103	1200/82	26.97
13MHHM100-150	1" - 1 1/2"	500/34	300/20	53.90
13MHHM200	2"	450/31	250/17	67.41
13MHHM250	2 1/2"	400/27	200/13	80.91
13MHHM300	3"	350/24	175/12	94.41
13MHHM400	4"	300/20	150/10	122.43
13MHHM600	6"	150/10	75/5	170.05
13MHHM800	8"	100/6	50/3.45	220.85



## DOUBLE PIN HEAVY DUTY CLAMP – 13MHHM – DP


PART NO.	TUBE O.D.	SERVICE PRESSURE RATING (PSI/BAR)	SERVICE PRESSURE RATING (PSI/BAR)	DIMENSION A
		@ 70°F/21°C	@ 250°F/121°C	
13MHHM-DP100-150	1" - 1 1/2"	500/34	300/20	26.97
13MHHM-DP200	2"	450/31	250/17	53.90
13MHHM-DP250	2 1/2"	400/27	200/13	67.41
13MHHM-DP300	3"	350/24	175/12	80.91
13MHHM-DP400	4"	300/20	150/10	94.41
13MHHM-DP1000	10"	100/6	50/3.45	272.80



## HYGIENIC CLAMPS / BOLTED CLAMP – 13MHP

PART NO.	TUBE O.D.	SERVICE PRESSURE RATING (PSI/BAR)	SERVICE PRESSURE RATING (PSI/BAR)	DIMENSION A
		@ 70°F/21°C	@ 250°F/121°C	
13MHP75	1/2" - 3/4"	1500/103	1200/82	26.97
13MHP100-150	1" - 1 1/2"	1500/103	1200/82	53.90
13MHP200	2"	1000/69	800/55	67.41
13MHP250	2 1/2"	1000/69	800/55	80.91
13MHP300	3"	1000/69	800/55	94.41
13MHP400	4"	800/55	600/40	122.43
13MHP600	6"	300/20	200/13	170.05
13MHP800	8"	250/17	150/10	220.85
13MHP1000	10"	200/13	125/8.5	272.80
13MHP1200	12"	150/10	100/6	323.60

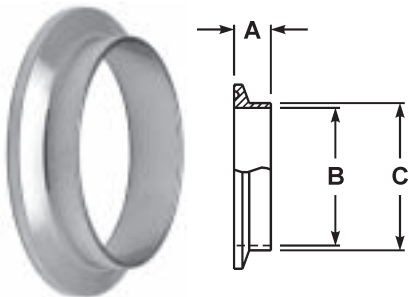
# Clamp Type BS:4825 Part 3 Couplings and Gaskets



## SOLID FERRULE BLANK DISC END CAPS – 16AMP

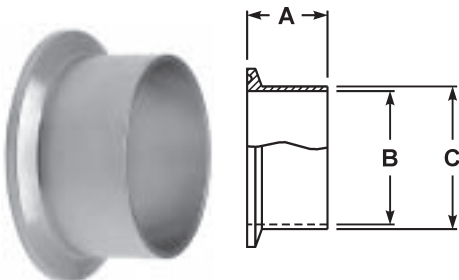
PART NO.	TUBE O.D.	DIMENSIONS	
		A	B
16AMP-R50-75	1/2" - 3/4"	4.75	25.20
16AMP-R100-150	1" - 1 1/2"	6.35	50.40
16AMP-R200	2"	6.35	63.91
16AMP-R250	2 1/2"	6.35	77.39
16AMP-R300	3"	6.35	90.91
16AMP-R400	4"	7.92	118.92
16AMP-R600	6"	11.10	166.88
16AMP-R800	8"	11.10	217.68
16AMP-R1000	10"	11.10	266.48
16AMP-R1200	12"	11.10	319.28

F



## SHORT WELDING FERRULE

PART NO.	TUBE O.D.	DIMENSIONS		
		A	B	C
14WMP-R50	3/4"	12.70	9.40	12.70
14WMP-R75	1/2"	12.70	15.75	19.05
14WMP-R100	1"	12.70	22.10	25.40
14WMP-R150	1 1/2"	12.70	34.80	38.00
14WMP-R200	2"	12.70	47.50	50.80
14WMP-R250	2 1/2"	12.70	60.20	63.50
14WMP-R300	3"	12.70	72.90	76.20
14WMP-R400	4"	15.86	97.60	101.60
14WMP-R600	6"	22.23	146.86	152.40
14WMP-R800	8"	22.23	197.66	203.20
14WMP-R1000	10"	22.23	248.46	254.00
14WMP-R1200	12"	22.23	298.70	304.80

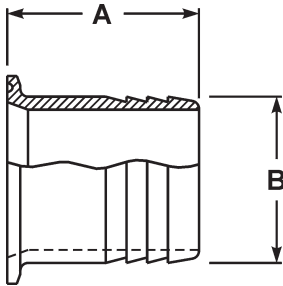


## BUTT WELD FERRULES

PART NO.	TUBE O.D.	DIMENSIONS		
		A	B	C
L14AM7-R50	3/4"	28.56	9.40	12.70
L14AM7-R75	1/2"	28.56	15.75	19.05
L14AM7-R100	1"	28.56	22.10	25.40
L14AM7-R150	1 1/2"	28.56	34.80	38.00
L14AM7-R200	2"	28.56	47.50	50.80
L14AM7-R250	2 1/2"	28.56	60.20	63.50
L14AM7-R300	3"	28.56	72.90	76.20
L14AM7-R400	4"	28.56	97.60	101.60
L14AM7-R600	6"	38.10	146.86	152.40
L14AM7-R800	8"	38.10	197.66	203.20
L14AM7-R1000	10"	44.45	248.46	254.00
L14AM7-R1200	12"	44.45	298.70	304.80

# Clamp Type BS:4825 Part 3 Couplings and Gaskets

F



CLAMP HOSE TAIL			
PART NO.	TUBE O.D.	DIMENSIONS	
		A	B
14MPHR-R50125	1/2" x 1/8"	31.75	3.18
14MPHR-R5025	1/2" x 1/4"	38.10	6.35
14MPHR-R50375	1/2" x 3/8"	38.10	9.53
14MPHR-R50	1/2" x 1/2"	38.10	12.07
14MPHR-R5075	1/2" x 3/4"	38.10	19.05
14MPHR-R75125	3/4" x 1/8"	38.10	3.18
14MPHR-R7525	3/4" x 1/4"	38.10	6.35
14MPHR-R75375	3/4" x 3/8"	38.10	9.53
14MPHR-R7550	3/4" x 1/2"	38.10	12.07
14MPHR-R75	3/4" x 3/4"	38.10	19.05
14MPHR-R100	1" x 1"	42.88	25.4
14MPHR-R100375	1" x 3/8"	38.10	9.53
14MPHR-R10050	1" x 1/2"	38.10	12.7
14MPHR-R10075	1" x 3/4"	42.88	19.05
14MPHR-R15025	1 1/2" x 1/4"	38.10	6.35
14MPHR-R150375	1 1/2" x 3/8"	38.10	9.53
14MPHR-R15050	1 1/2" x 1/2"	38.10	12.7
14MPHR-R150625	1 1/2" x 5/8"	38.10	15.88
14MPHR-R15075	1 1/2" x 3/4"	38.10	19.05
14MPHR-R150100	1 1/2" x 1"	42.88	25.4
14MPHR-R150125	1 1/2" x 1 1/4"	42.88	31.75
14MPHR-R150	1 1/2" x 1 1/2"	42.88	38.1
14MPHR-R200	2" x 2"	58.72	50.8
14MPHR-R200150	2" x 1 1/2"	58.72	38.1
14MPHR-R250	2 1/2" x 2 1/2"	58.72	63.5
14MPHR-R300	3" x 3"	78.59	76.2
14MPHR-R400	4" x 4"	86.51	101.6
14MPHR-R600	6" x 6"	86.51	152.4
14MPHR-R800	8" x 8"	86.51	203.2

Please Note: All stems are manufactured to suit inch bore hoses (not metric hose bores).



HOLEDALL® CLAMP TYPE EXTERNAL CRIMP STEM	
PART NO.	SIZE
HA0640	1"
HA0641	1 1/2"
HA0642	2"
HA0643	2 1/2"
HA0644	3"

Please Note: All stems are manufactured to suit inch bore hoses (not metric hose bores).

1/2" & 3/4" available on request.

# Clamp Type BS:4825 Part 3 Couplings and Gaskets

## HOLEDALL® CLAMP TYPE EXTERNAL CRIMP FERRULES



PART NO.	SIZE	HOSE OD RANGE (mm)	
		From	To
HA0249-43-3	1"	35.7	36.5
HA0249-45-3	1"	36.9	37.7
HA0249-46-3	1"	38.1	38.9
HA0249-47-3	1"	39.3	40.1
HA0249-48-3	1"	40.5	41.3
HA0250-56-3	1 1/2"	48.4	49.6
HA0250-58-3	1 1/2"	50.0	51.2
HA0250-59-3	1 1/2"	51.6	52.8
HA0250-61-3	1 1/2"	53.2	54.4
HA0251-70-3	2"	62.7	63.9
HA0251-72-3	2"	64.3	65.5
HA0251-74-3	2"	65.9	67.1
HA0251-75-3	2"	67.4	68.7
HA0252-84-3	2 1/2"	76.1	78.1
HA0253-98-3	3"	91.7	92.9
HA0253-100-3	3"	92.1	93.3
HA0253-101-3	3"	93.6	94.9
HA0253-103-3	3"	95.2	96.5
HA0253-105-3	3"	96.8	98.0
HA0253-106-3	3"	98.4	99.6
HA0301-129-5	4"	117.5	118.7
HA0301-130-5	4"	119.0	120.3

F



## HOLEDALL® CLAMP TYPE INTERNAL EXPANSION (IX) STEM

PART NO.	SIZE
HA0665	1"
HA0666	1 1/2"
HA0667	2"
HA0668	2 1/2"
HA0669	3"

Please Note: All stems are manufactured to suit inch bore hoses (not metric hose bores).

# Clamp Type BS:4825 Part 3 Couplings and Gaskets



F

HOLEDALL® CLAMP TYPE INTERNAL EXPANSION (IX) FERRULES			
PART NO.	SIZE	HOSE OD RANGE (mm)	
		From	To
HA0259-43-3	1"	35.7	36.5
HA0259-45-3	1"	36.9	37.7
HA0259-46-3	1"	38.1	38.9
HA0259-47-3	1"	39.3	40.1
HA0259-48-3	1"	40.5	41.3
HA0260-56-3	1 1/2"	48.4	49.6
HA0260-58-3	1 1/2"	50.0	51.2
HA0260-59-3	1 1/2"	51.6	52.8
HA0260-61-3	1 1/2"	53.2	54.4
HA0261-70-3	2"	62.7	63.9
HA0261-72-3	2"	64.3	65.5
HA0261-74-3	2"	65.9	67.1
HA0261-75-3	2"	67.4	68.7
HA0262-84-3	2 1/2"	76.1	78.1
HA0263-98-3	3"	91.7	92.9
HA0263-100-3	3"	92.1	93.3
HA0263-101-3	3"	93.6	94.9
HA0263-103-3	3"	95.2	96.5
HA0263-105-3	3"	96.8	98.0
HA0263-106-3	3"	98.4	99.6
HA0303-129-5	4"	117.5	118.7
HA0303-130-5	4"	119.0	120.3
HA0303-132-5	4"	120.6	121.9



BUNA-N BLACK -40°C TO 107°C	
PART NO.	SIZE
42MP-U50	1/2"
42MP-U75	3/4"
40MP-U100	1"
40MP-U150	1 1/2"
40MP-U200	2"
40MP-U250	2 1/2"
40MP-U300	3"
40MP-U400	4"
40MP-U600	6"



VITON® BLACK -29°C TO 204°C	
PART NO.	SIZE
42MP-SFY50	1/2"
42MP-SFY75	3/4"
40MP-SFY100	1"
40MP-SFY150	1 1/2"
40MP-SFY200	2"
40MP-SFY250	2 1/2"
40MP-SFY300	3"
40MP-SFY400	4"

# Clamp Type BS:4825 Part 3 Couplings and Gaskets



## BUNA-N WHITE -40°C TO 107°C

PART NO.	SIZE
42MP-U50	1/2"
42MP-U75	3/4"
40MP-UW100	1"
40MP-UW150	1 1/2"
40MP-UW200	2"
40MP-UW250	2 1/2"
40MP-UW300	3"
40MP-UW400	4"



## TEFLON (SOLID) WHITE -73°C TO 204°C

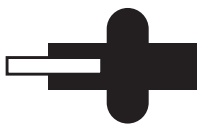
PART NO.	SIZE
42MP-G50	1/2"
42MP-G75	3/4"
40MP-G100	1"
40MP-G150	1 1/2"
40MP-G200	2"
40MP-G250	2 1/2"
40MP-G300	3"
40MP-G400	4"

F



## EPDM BLACK -60°C TO 135°C

PART NO.	SIZE
42MP-E50	1/2"
42MP-E75	3/4"
40MP-E100	1"
40MP-E150	1 1/2"
40MP-E200	2"
40MP-E250	2 1/2"
40MP-E300	3"
40MP-E400	4"



Type 3 Mesh  
1" - 4"

- Color code: one white dot, one yellow dot
- 10 mesh standard. Other mesh sizes available.
- Peroxide cured
- Meets 21CFR 177.2600
- Pharmaceutical class VI approved
- Refer to pgs. 188-190 for compatibility information
- Refer to pg. 175 for additional mesh sizes

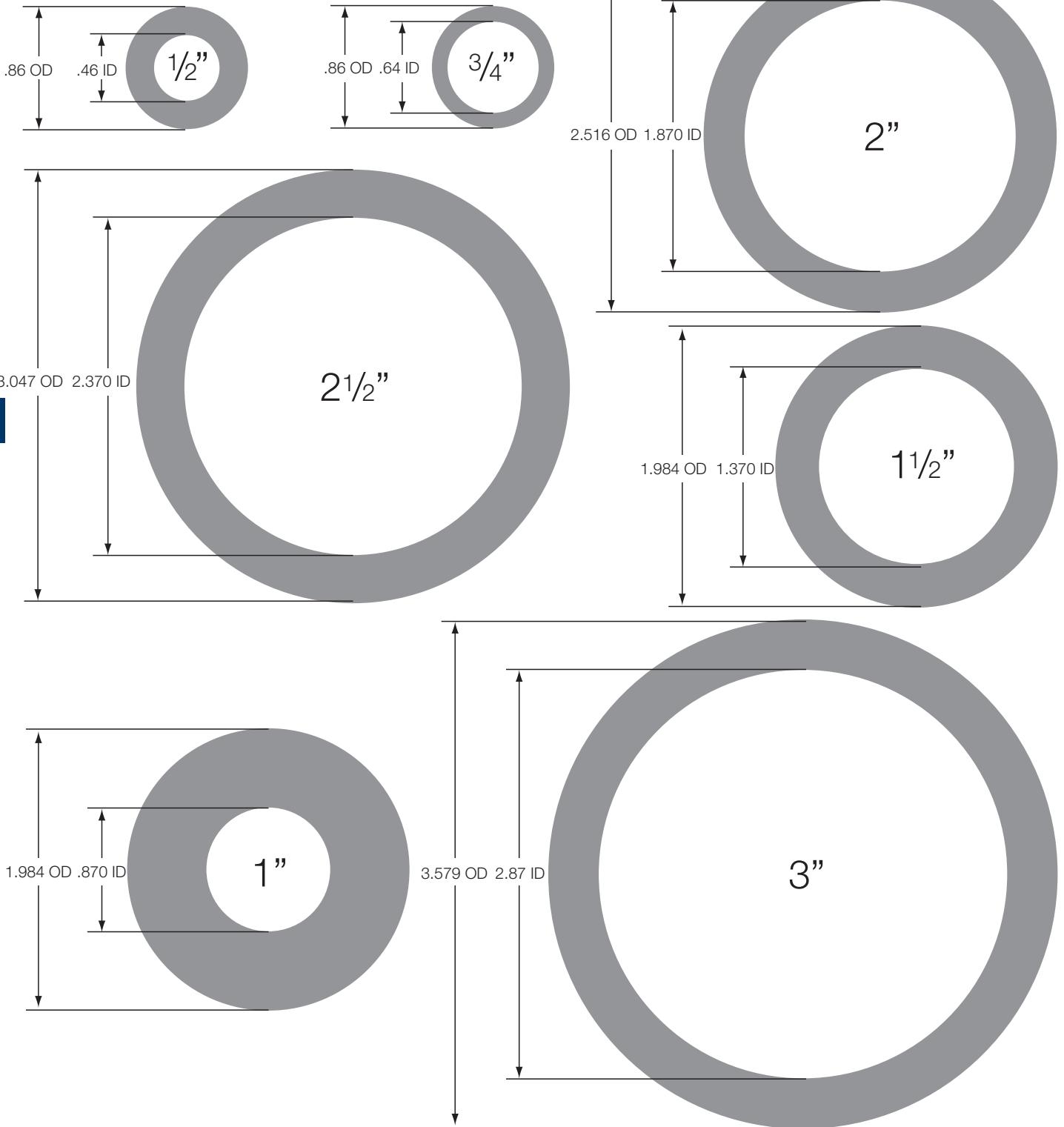
## EPDM - MESH SCREEN, 316

PART NO.	SIZE
40MPS-E100	1"
40MPS-E150	1 1/2"
40MPS-E200	2"
40MPS-E250	2 1/2"
40MPS-E300	3"
40MPS-E400	4"

Please Note: Mesh Screen Gaskets are also available in Silicone, Buna and Viton®. 10 Mesh standard.

# Clamp Type BS:4825 Part 3 Couplings and Gaskets

## Clamp Gasket Sizing Guide



**F**

HYGIENIC SIZE	OD of CLAMP END	ID of FITTING	HYGIENIC SIZE	OD of CLAMP END	ID of FITTING
1/2"	0.992	0.370	3"	3.579	2.870
3/4"	0.992	0.620	4"	4.682	3.834
1"	1.984	0.870	6"	6.562	5.782
1 1/2"	1.984	1.370	8"	8.602	7.782
2"	2.516	1.870	10"	10.570	9.782
2 1/2"	3.047	2.370	12"	12.570	11.760

# Clamp Type BS:4825 Part 3 Couplings and Gaskets

