

CM-Series Mould Coolant Interchange

- Non-Valved straight-through couplers are available to maximise flow performance
- Valved couplers provide automatic shut-off upon disconnection to avoid fluid loss while hoses are not coupled
- Silicone sealing gaskets are standard and will optimise performance in coolant applications. Range: -68°C to +205°C (-90°F to +400°F)
- Wide variety of sizes and end configurations ensures versatility in a wide variety of applications
- Highly durable and corrosion resistant materials will optimise longevity and improve performance



PERFORMANCE SPECIFICATIONS	OPERATING bar (psi)	BURST bar (psi)	UNVALVED FLOW RATE	VALVED FLOW RATE
1/4"	14 (200)	69 (1,000)	23 LPM (6 GPM)	13 LPM (3.5 GPM)
3/8"	14 (200)	69 (1,000)	50 LPM (13 GPM)	26 LPM (7 GPM)
1/2"	14 (200)	69 (1,000)	132 LPM (35 GPM)	76 LPM (20 GPM)

'CM' SERIES INTERCHANGE	FOSTER	HANSEN	TOMCO	PARKER
1/4"	Series 'FJT'	Flo-Temp	MC200	Moldmate
3/8"	Series 'FJT'	Flo-Temp	MC300	Moldmate
1/2"	Series 'FJT'	Flo-Temp	MC500	Moldmate


CM-SERIES INDUSTRIAL MOULD INTERCHANGE (NIPPLE)



(Female Thread)

PART NO.	BODY SIZE	THREAD SIZE	BODY MATERIAL
CM2F1	1/4"	1/8"-27 NPT	Steel
CM2F1-B	1/4"	1/8"-27 NPT	Brass
CM2F2	1/4"	1/4"-18 NPT	Steel
CM2F2-B	1/4"	1/4"-18 NPT	Brass
CM2F3	1/4"	3/8"-18 NPT	Steel
CM2F3-B	1/4"	3/8"-18 NPT	Brass
CM3F2	3/8"	1/4"-18 NPT	Steel
CM3F2-B	3/8"	1/4"-18 NPT	Brass
CM3F3	3/8"	3/8"-18 NPT	Steel
CM3F3-B	3/8"	3/8"-18 NPT	Brass
CM4F4-B	1/2"	1/2"-14 NPT	Brass
CM4F6-B	1/2"	3/4"-14 NPT	Brass

CM-SERIES INDUSTRIAL MOULD INTERCHANGE (NIPPLE)

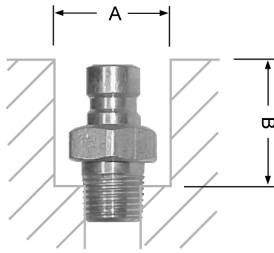


(Male Thread)

PART NO.	BODY SIZE	THREAD SIZE	BODY MATERIAL
CM2M1-B	1/4"	1/8"-27 NPT	Brass
CM2M2-B	1/4"	1/4"-18 NPT	Brass
CM2M3-B	1/4"	3/8"-18 NPT	Brass
CM3M2-B	3/8"	1/4"-18 NPT	Brass
CM3M3-B	3/8"	3/8"-18 NPT	Brass
CM3M4-B	3/8"	1/2"-14 NPT	Brass
CM4M4-B	1/2"	1/2"-14 NPT	Brass
CM4M6-B	1/2"	3/4"-14 NPT	Brass

QUICK RELEASE – HYDRAULIC

Counterbored mould ports will protect the male threaded nipple, allowing the nipple to be mounted below the surface, simplifying storing and handling of moulds. Perfecting male threaded plugs are constructed of corrosion resistant Brass to maximise longevity in moist environments.



PART NO.	BODY SIZE	THREAD SIZE	DIMENSION 'A'	DIMENSION 'B'
CM2M1-B	1/4"	1/8"-27 NPT	17.5mm (0.69")	17.5mm (0.69")
CM2M2-B	1/4"	1/4"-18 NPT	21.3mm (0.84")	23.9mm (0.94")
CM2M3-B	1/4"	3/8"-18 NPT	25.4mm (1.00")	24.6mm (0.97")
CM3M2-B	3/8"	1/4"-18 NPT	17.5mm (0.69")	23.9mm (0.94")
CM3M3-B	3/8"	3/8"-18 NPT	21.3mm (0.84")	28.7mm (1.13")
CM3M4-B	3/8"	1/2"-14 NPT	25.4mm (1.00")	31.8mm (1.25")
CM4M4-B	1/2"	1/2"-14 NPT	31.8mm (1.25")	38.1mm (1.50")
CM4M6-B	1/2"	3/4"-14 NPT	38.1mm (1.50")	39.6mm (1.56")



(Female Thread)

CM-SERIES INDUSTRIAL MOULD INTERCHANGE (UNVALVED COUPLER)


PART NO.	BODY SIZE	THREAD SIZE	BODY MATERIAL
2CMF1-B-E	1/4"	1/8"-27 NPT	Brass
3CMF2-B-E	3/8"	1/4"-18 NPT	Brass
4CMF4-B-E	1/2"	1/2"-14 NPT	Brass



(Standard & Push-Loc Hose Barb)

CM-SERIES INDUSTRIAL MOULD INTERCHANGE (UNVALVED COUPLER)


PART NO.	BODY SIZE	BARB CONFIGURATION	BODY MATERIAL
2CMS2-B-E	1/4"	1/4" Hose Barb	Brass
2CMB2-B-E	1/4"	1/4" Push-Loc	Brass
2CMS2.5-B-E	1/4"	5/16" Hose Barb	Brass
2CMS3-B-E	1/4"	3/8" Hose Barb	Brass
2CMB3-B-E	1/4"	3/8" Push-Loc	Brass
3CMS3-B-E	3/8"	3/8" Hose Barb	Brass
3CMB3-B-E	3/8"	3/8" Push-Loc	Brass
3CMS4-B-E	3/8"	1/2" Hose Barb	Brass
3CMB4-B-E	3/8"	1/2" Push-Loc	Brass
4CMS4-B-E	1/2"	1/2" Hose Barb	Brass
4CMB4-B-E	1/2"	1/2" Push-Loc	Brass
4CMS6-B-E	1/2"	3/4" Hose Barb	Brass



(Standard & Push-Loc Hose Barb)

CM-SERIES INDUSTRIAL MOULD INTERCHANGE (UNVALVED 45° COUPLER)

PART NO.	BODY SIZE	BARB CONFIGURATION	BODY MATERIAL
2CM4S2-B-E	1/4"	1/4" Hose Barb	Brass
2CM4B2-B-E	1/4"	1/4" Push-Loc	Brass
2CM4S2.5-B-E	1/4"	5/16" Hose Barb	Brass
2CM4S3-B-E	1/4"	3/8" Hose Barb	Brass
2CM4B3-B-E	1/4"	3/8" Push-Loc	Brass
3CM4S3-B-E	3/8"	3/8" Hose Barb	Brass
3CM4B3-B-E	3/8"	3/8" Push-Loc	Brass
3CM4S4-B-E	3/8"	1/2" Hose Barb	Brass
3CM4B4-B-E	3/8"	1/2" Push-Loc	Brass
4CM4S4-B-E	1/2"	1/2" Hose Barb	Brass
4CM4B4-B-E	1/2"	1/2" Push-Loc	Brass
4CM4S6-B-E	1/2"	3/4" Hose Barb	Brass



(Standard & Push-Loc Hose Barb)

CM-SERIES INDUSTRIAL MOULD INTERCHANGE (UNVALVED 90° COUPLER)

PART NO.	BODY SIZE	BARB CONFIGURATION	BODY MATERIAL
2CM9S2-B-E	1/4"	1/4" Hose Barb	Brass
2CM9B2-B-E	1/4"	1/4" Push-Loc	Brass
2CM9S2.5-B-E	1/4"	5/16" Hose Barb	Brass
2CM9S3-B-E	1/4"	3/8" Hose Barb	Brass
2CM9B3-B-E	1/4"	3/8" Push-Loc	Brass
3CM9S3-B-E	3/8"	3/8" Hose Barb	Brass
3CM9B3-B-E	3/8"	3/8" Push-Loc	Brass
3CM9S4-B-E	3/8"	1/2" Hose Barb	Brass
3CM9B4-B-E	3/8"	1/2" Push-Loc	Brass
4CM9S4-B-E	1/2"	1/2" Hose Barb	Brass
4CM9B4-B-E	1/2"	1/2" Push-Loc	Brass
4CM9S6-B-E	1/2"	3/4" Hose Barb	Brass



(Female Thread)

CM-SERIES INDUSTRIAL MOULD INTERCHANGE (VALVED COUPLER)


PART NO.	BODY SIZE	THREAD SIZE	BODY MATERIAL
2CMF1-B	1/4"	1/8"-27 NPT	Brass
3CMF2-B	3/8"	1/4"-18 NPT	Brass



(Standard & Push-Loc Hose Barb)

CM-SERIES INDUSTRIAL MOULD INTERCHANGE (VALVED COUPLER)


PART NO.	BODY SIZE	BARB CONFIGURATION	BODY MATERIAL
2CMS2-B	1/4"	1/4" Hose Barb	Brass
2CMB2-B	1/4"	1/4" Push-Loc	Brass
2CMS2.5-B	1/4"	5/16" Hose Barb	Brass
2CMS3-B	1/4"	3/8" Hose Barb	Brass
2CMB3-B	1/4"	3/8" Push-Loc	Brass
3CMS3-B	3/8"	3/8" Hose Barb	Brass
3CMB3-B	3/8"	3/8" Push-Loc	Brass
3CMS4-B	3/8"	1/2" Hose Barb	Brass
3CMB4-B	3/8"	1/2" Push-Loc	Brass



(Standard & Push-Loc Hose Barb)

CM-SERIES INDUSTRIAL MOULD INTERCHANGE (VALVED 45° COUPLER)

PART NO.	BODY SIZE	BARB CONFIGURATION	BODY MATERIAL
2CM4S2-B	1/4"	1/4" Hose Barb	Brass
2CM4B2-B	1/4"	1/4" Push-Loc	Brass
2CM4S2.5-B	1/4"	5/16" Hose Barb	Brass
2CM4S3-B	1/4"	3/8" Hose Barb	Brass
2CM4B3-B	1/4"	3/8" Push-Loc	Brass
3CM4S3-B	3/8"	3/8" Hose Barb	Brass
3CM4B3-B	3/8"	3/8" Push-Loc	Brass
3CM4S4-B	3/8"	1/2" Hose Barb	Brass
3CM4B4-B	3/8"	1/2" Push-Loc	Brass



(Standard & Push-Loc Hose Barb)

CM-SERIES INDUSTRIAL MOULD INTERCHANGE (VALVED 90° COUPLER)

PART NO.	BODY SIZE	BARB CONFIGURATION	BODY MATERIAL
2CM9S2-B	1/4"	1/4" Hose Barb	Brass
2CM9B2-B	1/4"	1/4" Push-Loc	Brass
2CM9S2.5-B	1/4"	5/16" Hose Barb	Brass
2CM9S3-B	1/4"	3/8" Hose Barb	Brass
2CM9B3-B	1/4"	3/8" Push-Loc	Brass
3CM9S3-B	3/8"	3/8" Hose Barb	Brass
3CM9B3-B	3/8"	3/8" Push-Loc	Brass
3CM9S4-B	3/8"	1/2" Hose Barb	Brass
3CM9B4-B	3/8"	1/2" Push-Loc	Brass