

## M-Series ARO 210/310 Interchange

- Compact automatic 'Bar-Latch' coupler available in 1/4" or 3/8" body sizes, constructed of plated steel
- 1/4" couplers are also available in a four ball manual-latch configuration, constructed of brass
- Maxi-Grip sleeve on the automatic coupler provides optimum sleeve operation
- Automatic coupler has a sleeve-guard 360° retention clip to protect the sleeve against accidental disconnection
- Wide variety of end configurations will ensure compatibility in a variety of environments and applications




PERFORMANCE SPECIFICATIONS	OPERATING bar (psi)	BURST bar (psi)	FLOW ΔP=0.4 bar (6.9 bar inlet)	LOCKING MECHANISM
1/4" Manual	21 (300)	186 (2,700)	37 CFM	4 Balls
1/4" Auto	21 (300)	128 (1,850)	37 CFM	Bar-Latch
3/8" Auto	21 (300)	108 (1,560)	70 CFM	Bar-Latch
<b>'M' AUTOMATIC INTERCHANGE</b>	<b>ARO</b>	<b>HANSEN</b>	<b>RECTUS</b>	<b>CEJN</b>
1/4"	210-Series	Series 210	14KA/22KA	Series 300
3/8"	310-Series	Series 310	-	-
<b>'M' AUTOMATIC INTERCHANGE</b>	<b>PARKER</b>	<b>TOMCO</b>	<b>COILHOSE</b>	<b>AMFLO</b>
1/4"	50-Series	A100	Type '14'	Type 'B'



(Female Thread)

### M-SERIES ARO 210/310 INTERCHANGE (AUTOMATIC COUPLER)

PART NO.	BODY SIZE	THREAD SIZE	BODY MATERIAL
2MF2-PL	1/4"	1/4"-18 NPTF	steel
2MBF2	1/4"	G1/4" BSPP	steel
2MF3-PL	1/4"	3/8"-18 NPTF	steel
3MF3-PL	3/8"	3/8"-18 NPTF	steel
3MBF3	3/8"	G3/8" BSPP	steel
3MF4-PL	3/8"	1/2"-14 NPTF	steel



(Female Thread)

### M-SERIES ARO 210 INTERCHANGE (MANUAL COUPLER)

PART NO.	BODY SIZE	THREAD SIZE	BODY MATERIAL
2MF2-B	1/4"	1/4"-18 NPTF	brass
2MF3-B	1/4"	G1/4" BSPP	brass



(Female Thread)

### M-SERIES ARO 210/310 INTERCHANGE (NIPPLE)


PART NO.	BODY SIZE	THREAD SIZE	BODY MATERIAL
M2F2	1/4"	1/4"-18 NPTF	steel
M2BF2	1/4"	G1/4" BSPP	steel
M2F3	1/4"	3/8"-18 NPTF	steel
M3F3	3/8"	3/8"-18 NPTF	steel
M3BF3	3/8"	G3/8" BSPP	steel



(Male Thread)

## M-SERIES ARO 210/310 INTERCHANGE (AUTOMATIC COUPLER)

PART NO.	BODY SIZE	THREAD SIZE	BODY MATERIAL
2MM2-PL	1/4"	1/4"-18 NPTF	steel
2MM3-PL	1/4"	3/8"-18 NPTF	steel
3MM3-PL	3/8"	3/8"-18 NPTF	steel
3MM4-PL	3/8"	1/2"-14 NPTF	steel



(Male Thread)

## M-SERIES ARO 210 INTERCHANGE (MANUAL COUPLER)


PART NO.	BODY SIZE	THREAD SIZE	BODY MATERIAL
2MM2-B	1/4"	1/4"-18 NPTF	brass
2MM3-B	1/4"	G1/4" BSPP	brass



(Male Thread)

## M-SERIES ARO 210/310 INTERCHANGE (NIPPLE)

PART NO.	BODY SIZE	THREAD SIZE	BODY MATERIAL
M2M1	1/4"	1/8"-27 NPTF	steel
M2M2	1/4"	1/4"-18 NPTF	steel
M2M3	1/4"	3/8"-18 NPTF	steel
M3M3	3/8"	3/8"-18 NPTF	steel



(Standard Hose Barb)

## M-SERIES ARO 210/310 INTERCHANGE (AUTOMATIC COUPLER)

PART NO.	BODY SIZE	BARB CONFIGURATION	BODY MATERIAL
2MS2-PL	1/4"	1/4" Hose Barb	steel
2MS2.5-PL	1/4"	5/16" Hose Barb	steel
2MS3-PL	1/4"	3/8" Hose Barb	steel
3MS3-PL	3/8"	3/8" Hose Barb	steel
3MS4-PL	3/8"	1/2" Hose Barb	steel



(Standard Hose Barb)

## M-SERIES ARO 210 INTERCHANGE (MANUAL COUPLER)

PART NO.	BODY SIZE	BARB CONFIGURATION	BODY MATERIAL
2MS2-B	1/4"	1/4" Hose Barb	brass
2MS2.5-B	1/4"	5/16" Hose Barb	brass
2MS3-B	1/4"	3/8" Hose Barb	brass



(Standard Hose Barb)

## M-SERIES ARO 210/310 INTERCHANGE (NIPPLE)

PART NO.	BODY SIZE	BARB CONFIGURATION	BODY MATERIAL
M2S2	1/4"	1/4" Hose Barb	steel
M2S2.5	1/4"	5/16" Hose Barb	steel
M2S3	1/4"	3/8" Hose Barb	steel
M3S3	3/8"	3/8" Hose Barb	steel
M3S4	3/8"	1/2" Hose Barb	steel